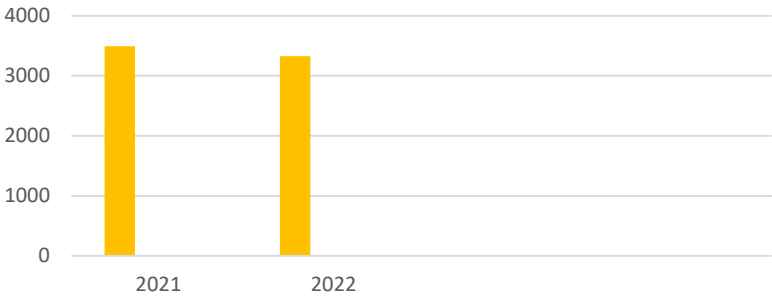
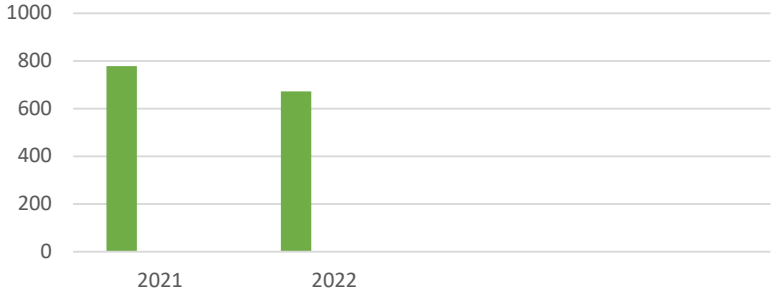
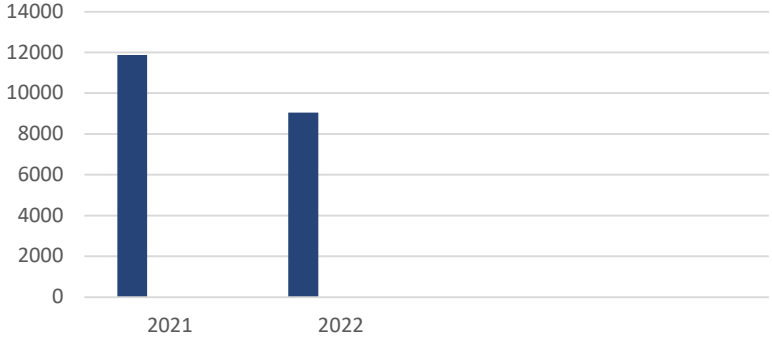
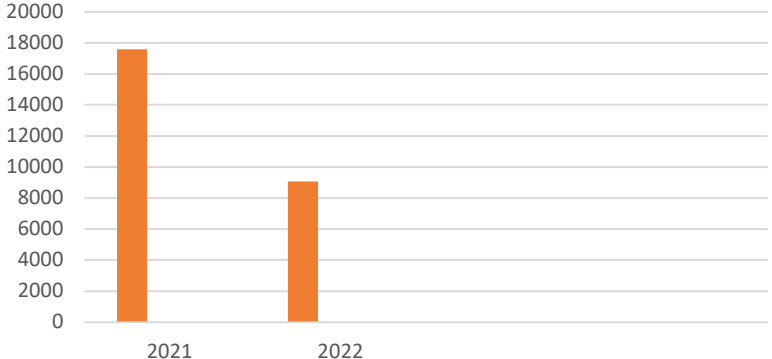
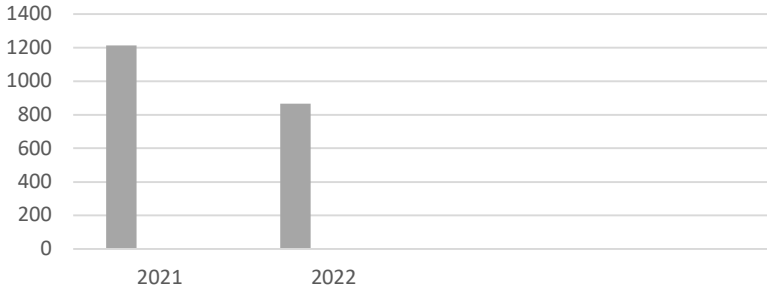
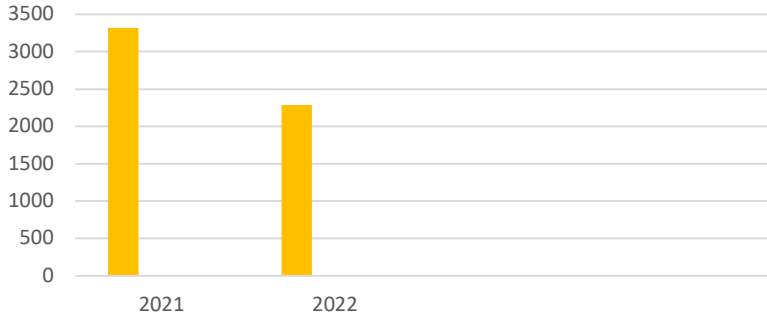
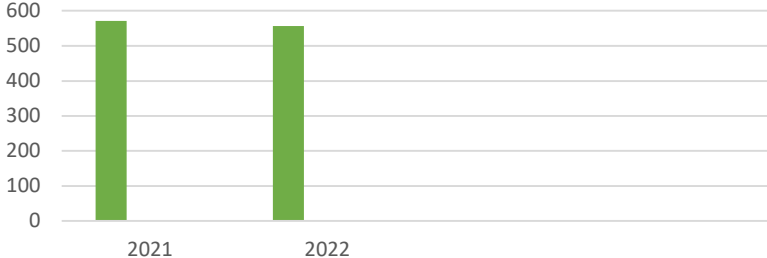
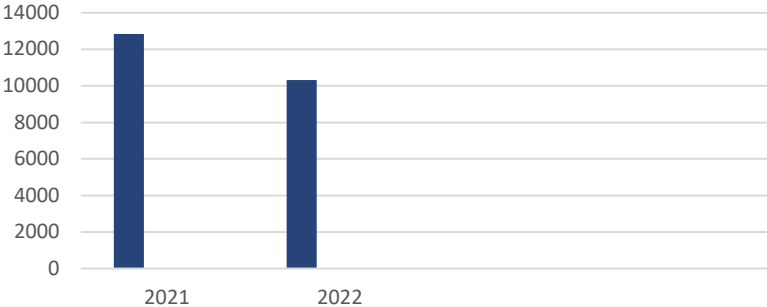
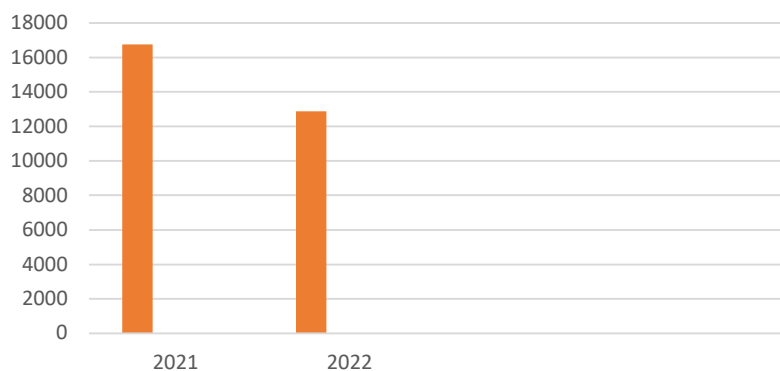


<p style="text-align: center;">applied inventions in 2021 / 2022</p>  <table border="1"> <thead> <tr> <th>Year</th> <th>Number of inventions</th> </tr> </thead> <tbody> <tr> <td>2021</td> <td>3500</td> </tr> <tr> <td>2022</td> <td>3300</td> </tr> </tbody> </table>	Year	Number of inventions	2021	3500	2022	3300	<p>Number of inventions filed in 2022 is</p> <p style="text-align: center;">95,2%</p> <p>in comparison with the previous year</p>
Year	Number of inventions						
2021	3500						
2022	3300						
<p style="text-align: center;">applied utility models in 2021 / 2022</p>  <table border="1"> <thead> <tr> <th>Year</th> <th>Number of utility models</th> </tr> </thead> <tbody> <tr> <td>2021</td> <td>780</td> </tr> <tr> <td>2022</td> <td>680</td> </tr> </tbody> </table>	Year	Number of utility models	2021	780	2022	680	<p>Number of utility models filed in 2022 is</p> <p style="text-align: center;">86,3%</p> <p>in comparison with the previous year</p>
Year	Number of utility models						
2021	780						
2022	680						
<p style="text-align: center;">applied validations in 2021 / 2022</p>  <table border="1"> <thead> <tr> <th>Year</th> <th>Number of validations</th> </tr> </thead> <tbody> <tr> <td>2021</td> <td>11800</td> </tr> <tr> <td>2022</td> <td>9000</td> </tr> </tbody> </table>	Year	Number of validations	2021	11800	2022	9000	<p>Number of validations filed in 2022 is</p> <p style="text-align: center;">76,2%</p> <p>in comparison with the previous year</p>
Year	Number of validations						
2021	11800						
2022	9000						
<p style="text-align: center;">applied trademarks in 2021 / 2022</p>  <table border="1"> <thead> <tr> <th>Year</th> <th>Number of trademarks</th> </tr> </thead> <tbody> <tr> <td>2021</td> <td>17500</td> </tr> <tr> <td>2022</td> <td>9000</td> </tr> </tbody> </table>	Year	Number of trademarks	2021	17500	2022	9000	<p>Number of trademarks filed in 2022 is</p> <p style="text-align: center;">82,3%</p> <p>in comparison with the previous year</p>
Year	Number of trademarks						
2021	17500						
2022	9000						

<p style="text-align: center;">applied industrial designs in 2021 / 2022</p>  <table border="1"> <thead> <tr> <th>Year</th> <th>Number of designs</th> </tr> </thead> <tbody> <tr> <td>2021</td> <td>1200</td> </tr> <tr> <td>2022</td> <td>850</td> </tr> </tbody> </table>	Year	Number of designs	2021	1200	2022	850	<p>Number of industrial designs filed in 2022 is</p> <p style="text-align: center;">71,4%</p> <p>in comparison with the previous year</p>
Year	Number of designs						
2021	1200						
2022	850						
<p style="text-align: center;">granted patents in 2021 / 2022</p>  <table border="1"> <thead> <tr> <th>Year</th> <th>Number of patents</th> </tr> </thead> <tbody> <tr> <td>2021</td> <td>3300</td> </tr> <tr> <td>2022</td> <td>2250</td> </tr> </tbody> </table>	Year	Number of patents	2021	3300	2022	2250	<p>Number of patents granted in 2022 is</p> <p style="text-align: center;">67%</p> <p>in comparison with the previous year</p>
Year	Number of patents						
2021	3300						
2022	2250						
<p style="text-align: center;">granted utility model rights in 2021 / 2022</p>  <table border="1"> <thead> <tr> <th>Year</th> <th>Number of rights</th> </tr> </thead> <tbody> <tr> <td>2021</td> <td>550</td> </tr> <tr> <td>2022</td> <td>540</td> </tr> </tbody> </table>	Year	Number of rights	2021	550	2022	540	<p>Number of utility model rights granted in 2022 is</p> <p style="text-align: center;">97,3%</p> <p>in comparison with the previous year</p>
Year	Number of rights						
2021	550						
2022	540						
<p style="text-align: center;">granted European patents validated in Poland in 2021 / 2022</p>  <table border="1"> <thead> <tr> <th>Year</th> <th>Number of patents</th> </tr> </thead> <tbody> <tr> <td>2021</td> <td>12800</td> </tr> <tr> <td>2022</td> <td>10200</td> </tr> </tbody> </table>	Year	Number of patents	2021	12800	2022	10200	<p>Number of European patents validated in Poland granted in 2022 is</p> <p style="text-align: center;">80,4%</p> <p>in comparison with the previous year</p>
Year	Number of patents						
2021	12800						
2022	10200						

granted trademark rights in 2021 / 2022

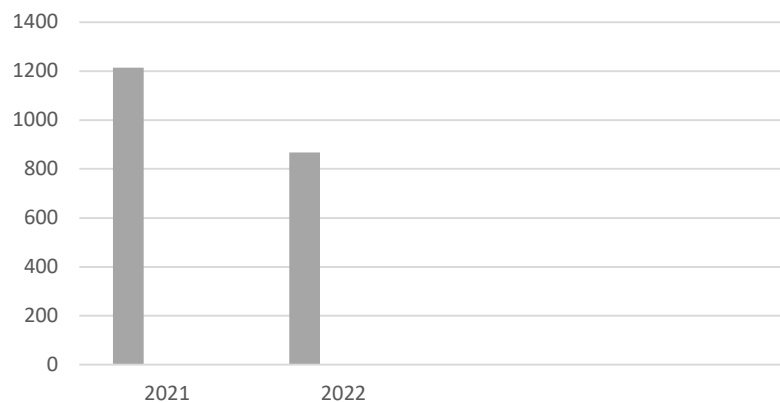


Number of trademark rights granted in 2022 is

76,8%

in comparison with the previous year

granted industrial design rights in 2021 / 2022



Number of industrial design rights granted in 2022 is

75,9%

in comparison with the previous year